

SPECIFICATION FOR APPROVAL

REF : 20100118-A

PAGE: 1

PROD. NAME	POWER INDUCTOR	ABC'S DWG NO.	PV1823□□□□L□-□□□
		ABC'S ITEM NO.	

I . CONFIGURATION & DIMENSIONS :

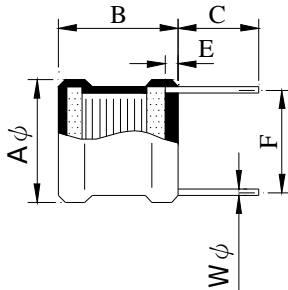


Fig : A

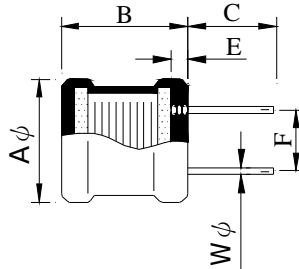


Fig : B

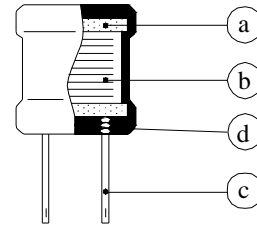
- A : 18.0 max. m/m
- B : 23.0 max. m/m
- C : 15.0±5.0 m/m
- E : 3.0 max. m/m

II . SCHEMATIC DIAGRAM :



III . MATERIALS :

- a . Core : Ferrite DR core
- b . Wire : Enamelled copper wire
- c . Lead : Sn/Ag/Cu
- d . Tube : Shrinkable tube 125°C
- e . Remark : Products comply with RoHS' requirements



IV . GENERAL SPECIFICATION :

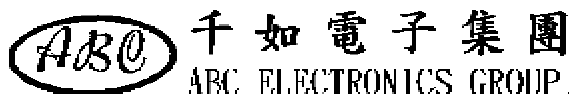
- a . The inductance drop at rated current is 10% max.
- b . Temp. rise : 45°C max. at ratted current.
- c . Storage temp. : -40~+105°C
- d . Operating temp. : -40 ~ +85°C

V . ELECTRICAL CHARACTERISTICS :

DWG No.	Inductance (μH)	Test Freq. (Hz)	RDC (Ω) max.	IDC (A) max.	Dimensions		Fig
					F m/m	W m/m	
PV1823100ML□-□□□	10 ±20%	1K	0.009	8.0	14.0	1.2	A
PV1823250KL□-□□□	25 ±10%	1K	0.022	6.0	14.0	1.0	A
PV1823500KL□-□□□	50 ±10%	1K	0.036	4.0	14.0	1.0	A
PV1823101KL□-□□□	100 ±10%	1K	0.090	3.0	9.0	1.0	B
PV1823251KL□-□□□	250 ±10%	1K	0.150	2.0	9.0	1.0	B
PV1823501KL□-□□□	500 ±10%	1K	0.300	1.2	9.0	1.0	B
PV1823102KL□-□□□	1000 ±10%	1K	0.600	1.0	9.0	1.0	B

- 1). □ : Packaging information... Bulk
- 2). "- □□□ " : Reference code

AR-001A



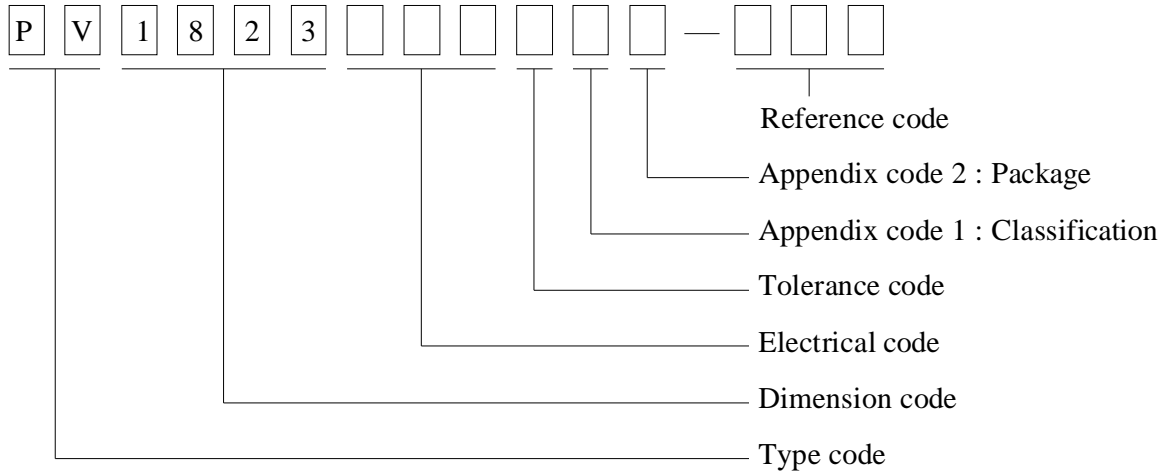
SPECIFICATION FOR APPROVAL

REF: 20100118-A

PAGE: 2

PROD. NAME	POWER INDUCTOR	ABC'S DWG NO.	PV1823□□□□L□-□□□
		ABC'S ITEM NO.	

VI . DWGING NUMBER EXPRESSION :



Appendix code 1 : Product Classification

- L : Lead Free Standard products comply with RoHS' requirements
- 1 ~ 9 : Lead Free Special products comply with RoHS' requirements

Appendix code 2 : Package Information

Code	Inner package	Inner package Q'TY	Remark
A	Tray	45 pcs	

SPECIFICATION FOR APPROVAL

REF: 20100118-A

PAGE: 3

PROD. NAME	POWER INDUCTOR	ABC'S DWG NO.	PV1823□□□□L□-□□□
		ABC'S ITEM NO.	

VII . UL CARD :

OBMW2

Magnet Wire-Component

JUNG SHING WIRE CO LTD

231 CHUNG CHENG RD, SEC 3 JEN-TEH HSIANG, TAINAN
HSIEN TAIWAN

September 8, 2000

E174837

Mtl Dsg	Mark Dsg	BC	Coat Typ	OC	ANSI Type	Temp Class
AIW	---	Polyamideimide		---	MW81-C	220
CFUEWB	---	Polyurethane		---	MW75C	130
EIAIW	---	Polyesterimide	Polyamideimide	---	MW35C	200
EILOCKY	---	Polyesterimide	Polyamide	---	---	180
EILOCKW	---	Polyesterimide	Modified Epoxy	---	---	200
EIW	---	Polyesterimide		---	---	220
EIW-2	---	Polyesterimide		---	MW74-C	200
FL.EILOCKY	---	Modified Polyester	Polyamide	---	---	155
LSFFW	---	Polyurethane		---	MW79-C	155
LSUEW	---	Polyurethane		---	---	130
PEW	---	Polyester		---	---	155
PEY	---	Polyester	Nylon	---	MW24-C	155
SF.FLW	---	Modified Polyester		---	MW26C	155
SF.EIW	---	Polyesterimide		---	MW77C	180
SF.BY@	---	Modified Polyester	Nylon	---	MW27-C	155
SF.FLY@	---	Modified Polyester	Nylon	---	MW27-C	155
SF.BLOCKBS	---	Modified Polyester	Modified Polyamide	---	---	155
SF.EILOCKY#	---	Polyesterimide	Polyamide	---	---	180
SF.EILOCKBS	---	Polyesterimide	Modified Polyamide	---	---	180
SF.BW@	---	Modified Polyester		---	MW26C	155
SFFW	---	Polyurethane		---	MW79	155

287806002

Page 1 of 2

A not-for-profit organization
dedicated to public safety and
committed to quality service

Mtl Dsg	Mark Dsg	BC	Coat Typ	OC	ANSI Type	Temp Class
SFFY	---	Polyurethane		Polyamide	MW80C	155
UEW-1	---	Polyurethane		---	MW2-C	105
UEW-2	---	Polyurethane		---	---	130
UEW-4	---	Polyurethane		---	MW75C	130
UEY	---	Polyurethane	Nylon	---	MW28-C	130
UEY-2	---	Polyurethane	Polyamide	---	MW28-C	130

@-May be suffixed by LZ; # - May be suffixed by LZ, EL or LZL.
 LZ - Signifies magnd wires twisted together; EL - signifies base coated magnet wire laid parallel with top coat applied overall; LZL - signi-
 fies base coated magnet wire twisted together and covered with top coat overall.
 Marking: Company name or trademarks **JSW** or 榮星電線 , material designation or marked designation on packaed or reel, and
 Recognized Component Mark.

See General Information Preceding These Recognitions
 For use only in equipment where the acceptability of the combination is determined by Underwriters Laboratories Inc.

287806002

Page 2 of 2

OBMW2E174837
September 8, 2000

